

# laughing & learning


## BEGINNING SOUND CLIP OR COVER MATS

### Please remember that you may:

- Use this printable for your own personal, non- commercial use.
- Download this file by visiting <https://www.laughingandlearning.com>.
- Save this file on your computer.
- Print as many copies as needed to use in your classroom, home, or tutoring setting.
- Share the link to the blog page where the printable can be found.

### Unfortunately, you may not:

- Link directly to the pdf file. Instead, link to the web page where it can be downloaded.
- Change this file or claim it as your own.
- Sell or in any way profit from this file, or its printed copy.
- E-mail this file OR share/store it on any location where others can download it.



# laughing & learning

## BEGINNING SOUND CLIP OR COVER MATS

### What's Included:

- 26 alphabet mats (A–Z). Each mat includes:
  - Uppercase and lowercase letter (e.g., Aa, Bb, Cc)
  - Multiple images surrounding the letter

### Recommended Age

Ideal for **ages 3 – 6** | Preschool | Pre-K | Kindergarten literacy centres

### Domain

### Targeted Skills & Behaviours

#### Early Literacy / Phonics

- Beginning sound recognition
- Letter-sound correspondence
- Phonemic awareness

#### Language & Communication

- Vocabulary development
- Sound articulation

#### Cognitive Development

- Sorting and categorization
- Attention to detail
- Critical thinking

#### Fine Motor Development

- Using clips or manipulatives
- Hand strength and coordination

#### Positive Learning Behaviours

- Independent learning
- Focus and persistence
- Self-checking and correction

### Materials:

- Alphabet mats
- Clothespins / counters / manipulatives
- Optional dry erase markers

### Preparation:

1. Print the mats on cardstock for durability.
2. Laminate for repeated use.
3. Provide clips, counters, or tokens

# laughing & learning

## BEGINNING SOUND CLIP OR COVER MATS

### Instructions for Engagement:

#### Core Activity: Find and Cover the Matching Beginning Sounds

- Learners look at each mat and:
  - Say the letter and its sound
  - Look at each image
  - Identify which images begin with that sound
  - Clip or cover the correct images
    - Example: "Aa → /a/ → apple, ant (correct)"

#### Classroom Centre Ideas!

- Literacy Centre (High-Value Centre) - Place mats with manipulatives for independent phonics sorting
- Small Group Instruction - Use mats to guide explicit teaching of beginning sounds
- Intervention / Support Centre - Use 1 mat at a time for targeted phonics practice
- Morning Tub / Quiet Work - Low-prep, high-engagement independent activity

#### Variations and Extensions

1. Clip Version - Learners clip only correct images
2. Cover Version - Learners use counters or tokens
3. Challenge Mode - Ask learners to explain why an image does or does not match

#### Differentiation

##### Beginning Learners

- Use 1 mat at a time
- Model sounds clearly

##### Developing Learners

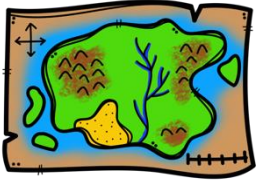



- Use full mats independently

##### Advanced Learners

- Ask learners to generate additional words for each sound
- Introduce mixed-sound comparison (e.g., b vs d)

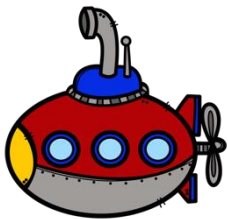

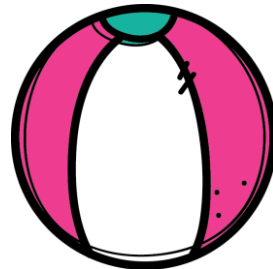

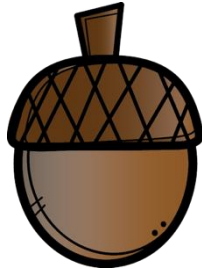
#### Teacher Talk Prompts

- "What letter is this?"
- "What sound does it make?"
- "What is this picture?"
- "Does it start with that sound?"
- "How do you know?"




A a



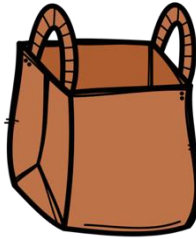
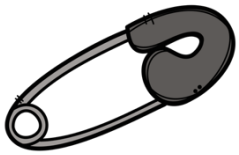
laughing & learning



B b

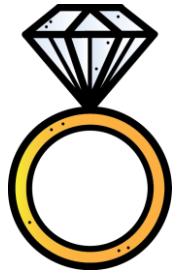


laughing & learning







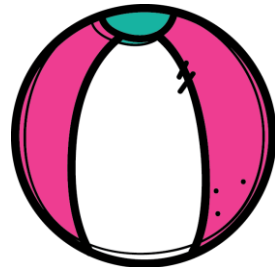
C c



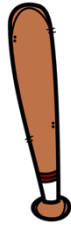
laughing & learning



D d




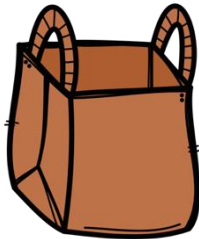
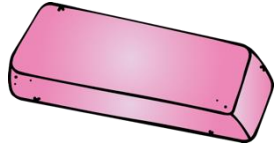


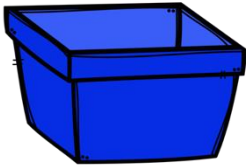

laughing & learning







E e



laughing & learning



F f




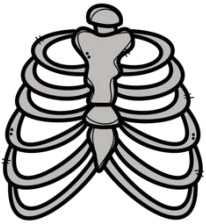
laughing & learning





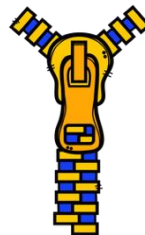



# Gg



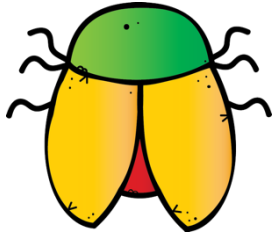
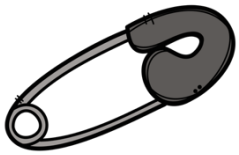
laughing & learning



# Hh



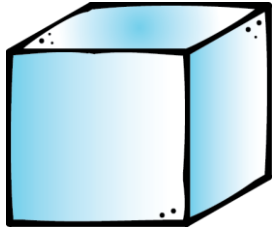
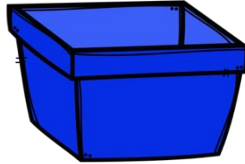
laughing & learning






li





laughing & learning



Jj




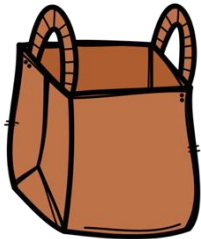



laughing & learning






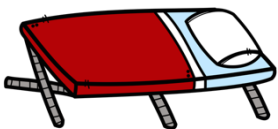
Kk


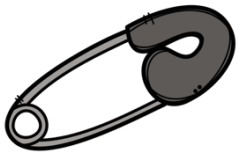
laughing & learning



Ll

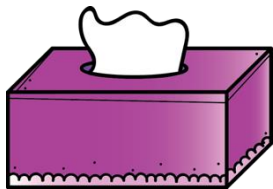






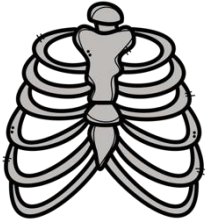

laughing & learning





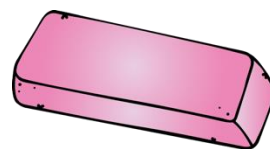


Mm



laughing & learning



Nn





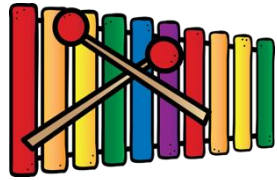

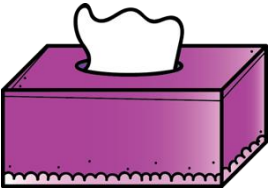

laughing & learning






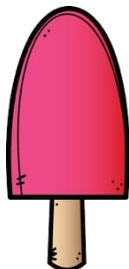
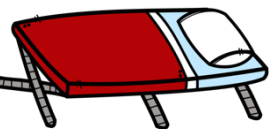

O o



laughing & learning



P p



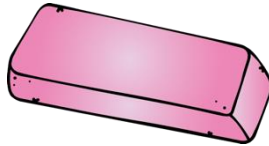

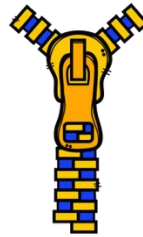

laughing & learning







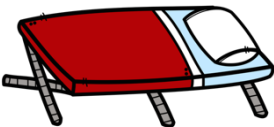
Q q




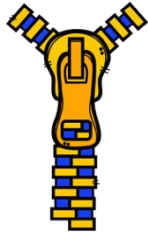
laughing & learning



R r

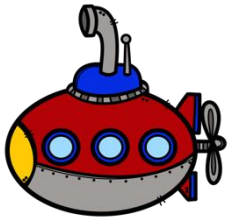
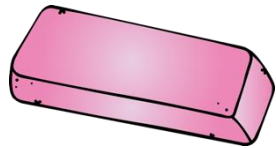


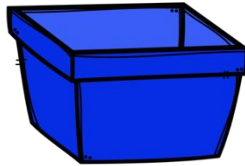

laughing & learning







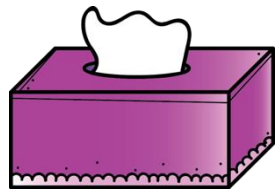
Ss

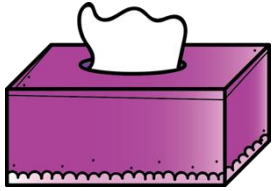
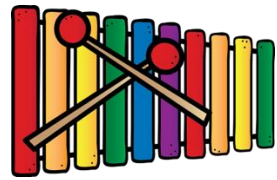


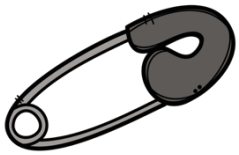
laughing & learning



Tt



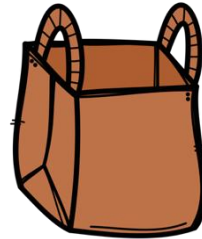
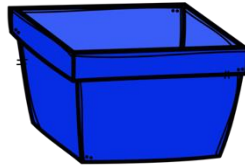
laughing & learning






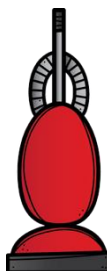
Uu




laughing & learning



Vv


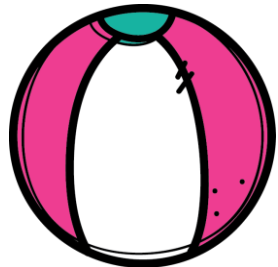



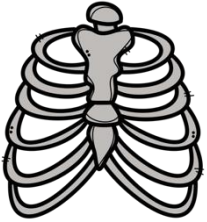

laughing & learning







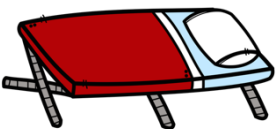
W w

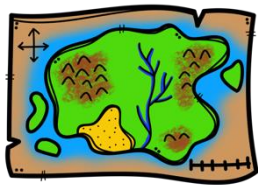


laughing & learning



X x





laughing & learning





Yy

laughing & learning



Zz

laughing & learning

